

# EXECUTIVE SUMMARY

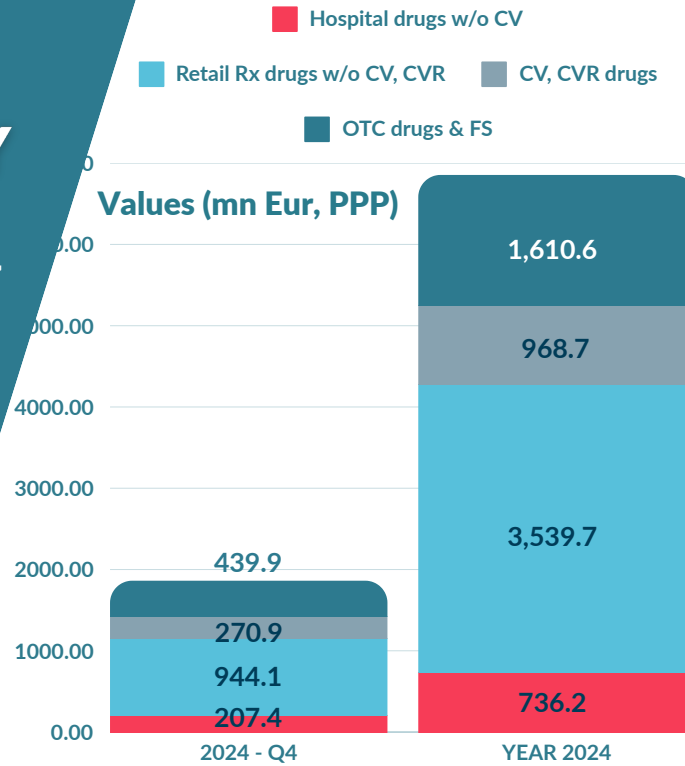
## 2024-Q4

- 1,862.2 mn Eur, PPP\*, 13.4% Sales Growth
- 187.1 mn units, 0.9% Volume Growth
- 3.4% DOT Growth

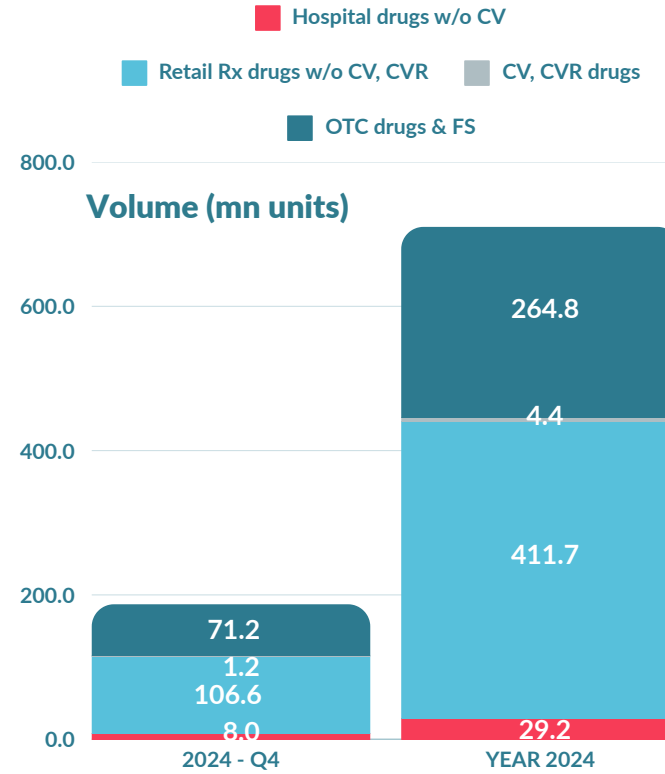
## YEAR 2024

- 6,855.2 mn Eur, PPP\*, 13.2% Sales Growth
- 710.0 mn units, -1.7% Volume Growth
- 0.3% DOT Growth

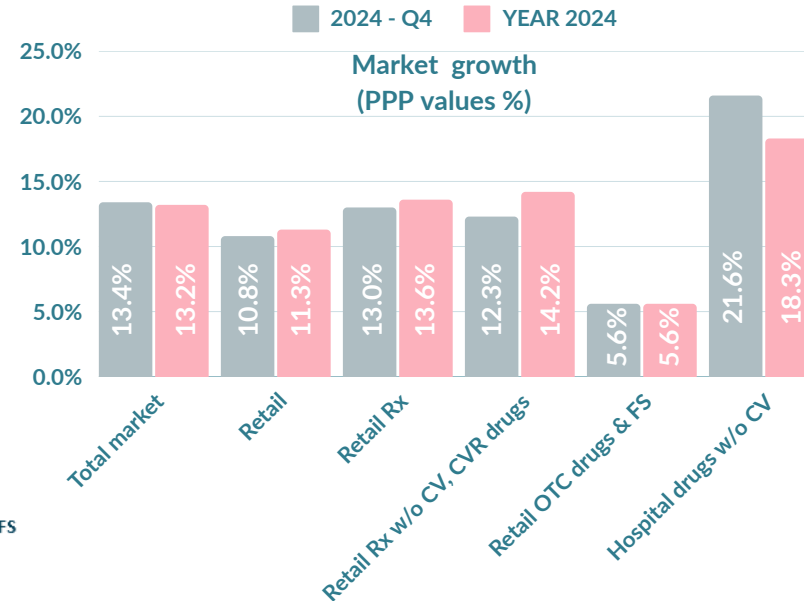
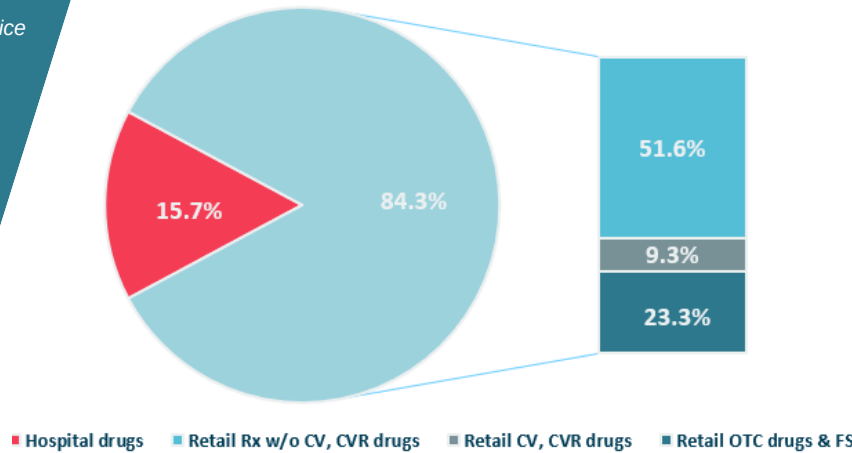
\*PPP-Pharmacy Purchase Price



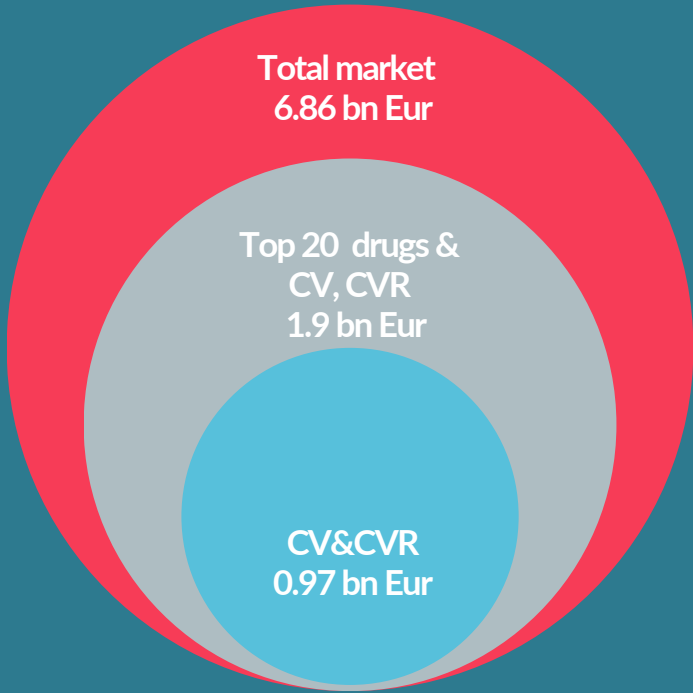
## January-December 2024



MARKET SPLIT BY CHANNEL AND STATUS - MAT (2024-Q4), PPP, EUR



# EXECUTIVE SUMMARY



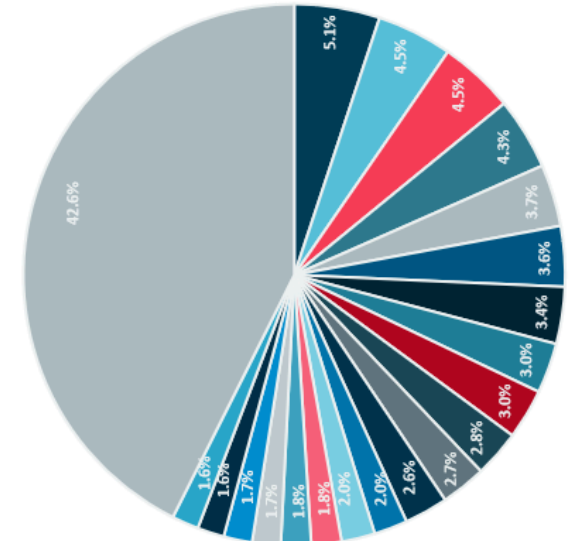
## TOP 20 BRANDS

Crt. No.	Top 20 brands PRODUCT NAME	Values PPP 2024 - Q4 EUR, mn	Values PPP 2024 - Q4 +/- %	Values PPP YEAR 2024 EUR, mn	Values PPP YEAR 2024 +/- %
	Total market	1,862.2	13.4%	6,855.2	13.2%
	Top 20 Rx and OTC drugs	247.1	17.7%	930.1	22.7%
1	NUROFEN	24.5	6.0%	91.7	11.0%
2	IMBRUVICA	18.2	1.2%	71.8	7.2%
3	DARZALEX	19.6	32.2%	71.1	45.5%
4	RYBELSUS	20.0	87.4%	63.8	91.6%
5	TAGRISO	15.0	20.3%	57.1	29.6%
6	FORXIGA	15.1	42.4%	53.1	48.7%
7	IBRANCE	11.4	4.9%	43.8	5.9%
8	VESSEL DUE F	11.5	22.5%	41.8	15.3%
9	DETRALEX	10.7	11.8%	41.6	10.9%
10	ASPENTER	10.9	9.5%	41.2	13.3%
11	PHESGO	10.8	17.4%	40.6	23.5%
12	CLEXANE	8.8	-5.4%	39.7	24.1%
13	XIGDUO	10.2	23.0%	38.2	29.3%
14	TRULICITY	8.6	-13.6%	37.9	-6.8%
15	VERZENIOS	10.4	68.4%	35.8	76.8%
16	TRESIBA	8.9	9.5%	35.0	14.0%
17	VENCLYXTO	9.0	14.9%	34.2	19.0%
18	SORTIS	8.6	2.8%	33.3	8.4%
19	NOLIPREL	7.4	-1.0%	29.7	7.6%
20	KAFTRIO	7.7	28.3%	28.9	30.0%
	CVR drugs	19.0	-15.4%	70.6	-31.3%
	CV drugs	251.8	30.3%	898.1	27.1%

## TOP 20 CORPORATIONS

Crt. No.	CORPORATION	Values PPP 2024 - Q4 EUR, mn	Values PPP 2024 - Q4 +/- %	Values PPP YEAR 2024 EUR, mn	Values PPP YEAR 2024 +/- %
	Total	1,862.2	13.4%	6,855.2	13.2%
1	ASTRAZENECA	97.0	30.6%	350.7	32.9%
2	SUN PHARMA <sup>1</sup>	82.3	7.4%	307.4	8.1%
3	SANOFI	84.2	5.2%	307.0	7.9%
4	ZENTIVA <sup>2</sup>	78.5	8.0%	297.2	15.8%
5	JOHNSON & JOHNSON	67.4	14.9%	253.9	17.9%
6	SERVIER <sup>3</sup>	63.1	6.5%	246.3	11.2%
7	PFIZER	61.6	9.0%	233.2	6.8%
8	HOFFMANN LA ROCHE	56.4	29.7%	203.8	22.1%
9	NOVARTIS	55.3	19.9%	202.6	19.4%
10	NOVO NORDISK	47.5	7.4%	191.0	21.8%
11	MERCK & CO	52.2	39.2%	186.7	34.9%
12	VIATRIS	48.4	0.1%	177.1	8.2%
13	ELI LILLY	37.0	20.3%	139.7	19.3%
14	BAYER AG	34.9	0.7%	138.6	2.1%
15	ABBVIE	34.8	11.0%	126.5	7.3%
16	MENARINI	32.3	9.0%	122.2	7.2%
17	SANDOZ	31.7	14.6%	117.9	9.4%
18	BRISTOL MYERS SQUIBB	32.5	25.7%	117.7	17.4%
19	GLAXOSMITHKLINE	29.9	5.3%	112.5	11.6%
20	RECKITT BENCKISER	30.5	10.1%	111.3	14.4%
	All others	805.1	13.5%	2,912.1	10.9%

- ASTRAZENECA
- SUN PHARMA1
- SANOFI
- ZENTIVA2
- JOHNSON & JOHNSON
- SERVIER3
- PFIZER
- HOFFMANN LA ROCHE
- NOVARTIS
- NOVO NORDISK
- MERCK & CO
- VIATRIS
- ELI LILLY
- BAYER AG
- ABBVIE
- MENARINI
- SANDOZ
- BRISTOL MYERS SQUIBB
- GLAXOSMITHKLINE
- RECKITT BENCKISER
- All others



<sup>1</sup> including Terapia  
<sup>2</sup> including Alvogen and Labormed  
<sup>3</sup> including Egis