

EXECUTIVE SUMMARY

2024-Q1

- 1,637.6 mn Eur, PPP*, 14.3% Sales Growth
- 180.1 mn units, -2.8% Volume Growth
- 0.5% DOT Growth

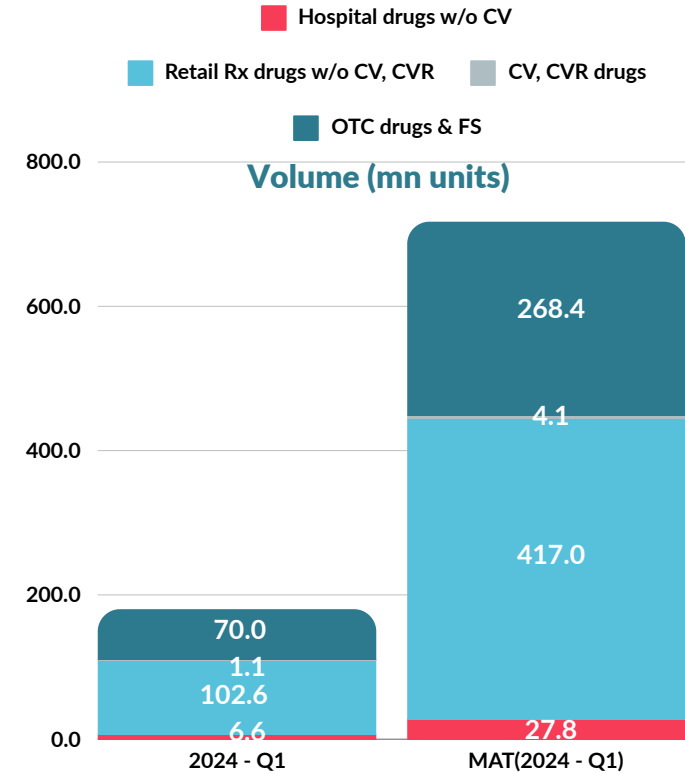
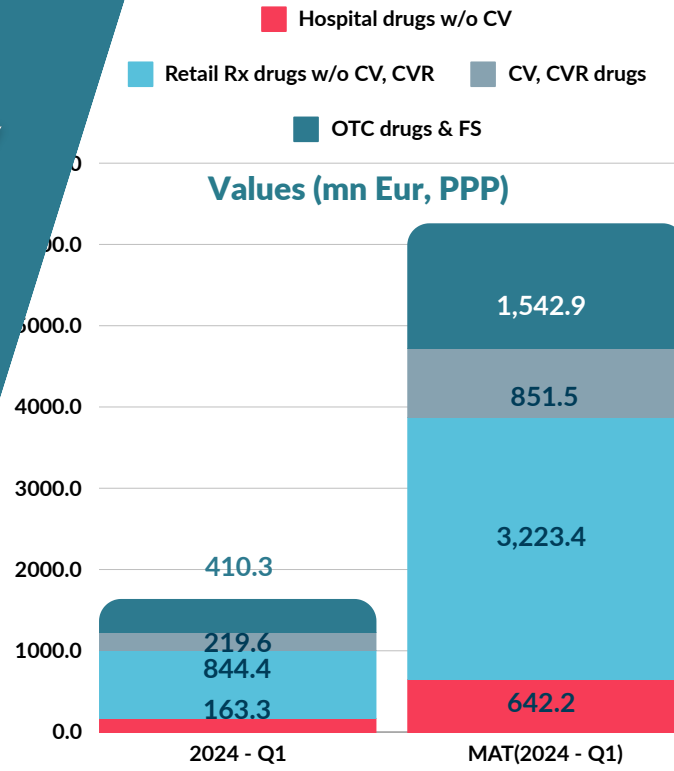
MAT (2024-Q1)

- 6,260.0 mn Eur, PPP*, 15.0% Sales Growth
- 717.4 mn units, 0.7% Volume Growth
- 4.9% DOT Growth

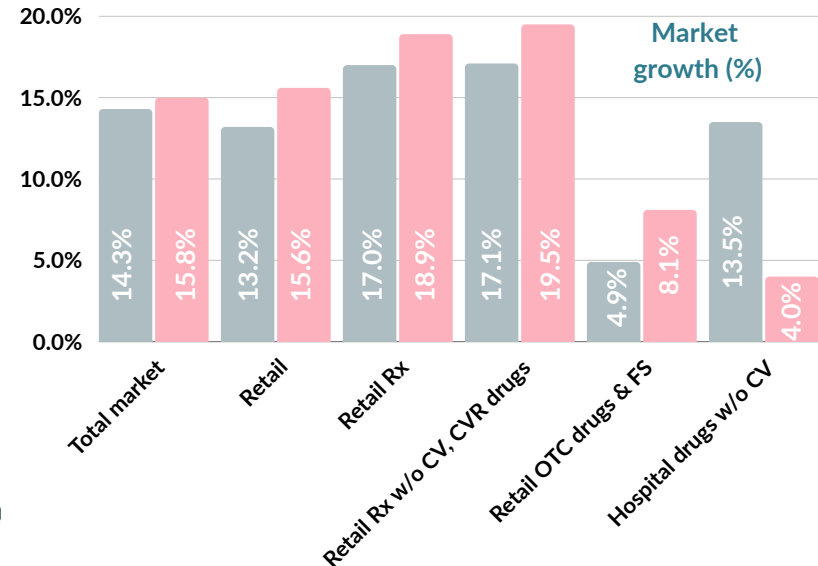
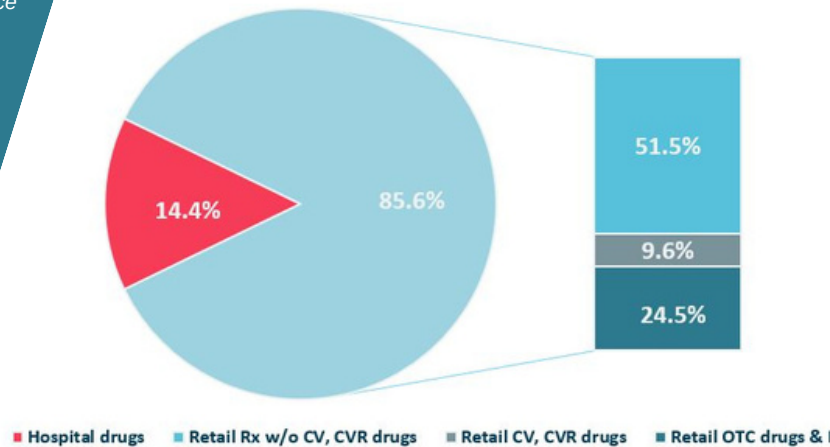
*PPP-Pharmacy Purchase Price



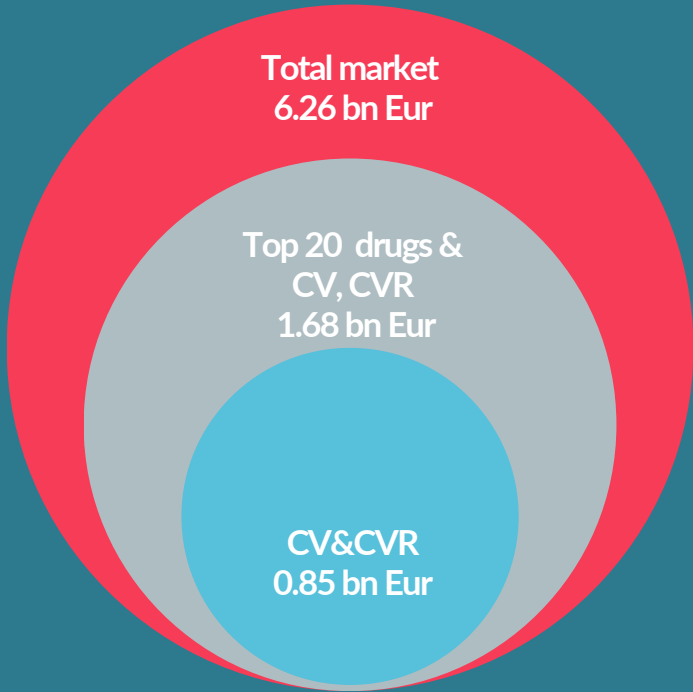
January-March 2024



MARKET SPLIT BY CHANNEL AND STATUS - MAT (2024-Q1), PPP, EUR



EXECUTIVE SUMMARY



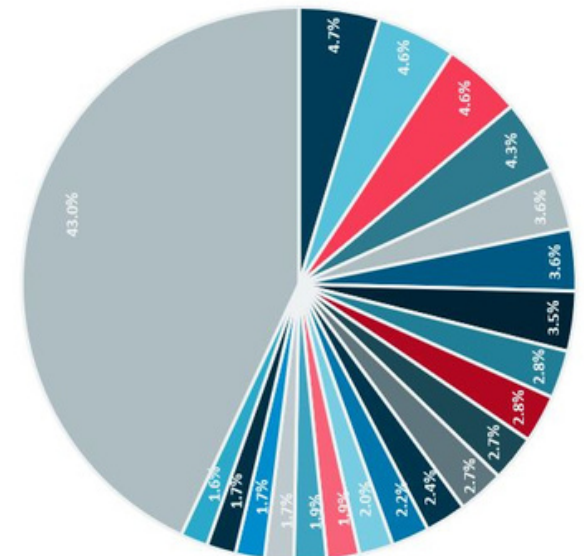
TOP 20 BRANDS

Crt. No.	Top 20 brands PRODUCT NAME	Values PPP	Values PPP	Values PPP	Values PPP
		2024 - Q1 EUR, mn	2024 - Q1 +/- %	MAT(2024 - Q1) EUR, mn	MAT(2024 - Q1) +/- %
	Total market	1,637.7	14.3%	6,260.0	15.0%
	Top 20 Rx and OTC drugs	220.1	24.0%	829.7	29.8%
1	NUROFEN	23.5	14.3%	85.5	16.9%
2	IMBRUVICA	17.8	16.1%	69.4	16.9%
3	DARZALEX	15.6	82.0%	55.9	107.6%
4	TAGRISSEO	13.3	38.0%	47.7	41.7%
5	IBRANCE	10.7	8.7%	42.2	11.1%
6	OZEMPIC	10.2	15.5%	41.5	28.2%
7	FORXIGA	11.5	58.6%	39.9	56.3%
8	TRULICITY	9.8	-8.8%	39.7	-5.5%
9	RYBELSUS	11.4	103.3%	39.1	268.3%
10	DETRALEX	9.5	13.9%	38.6	15.0%
11	ASPENTER	10.0	24.4%	38.3	17.4%
12	VESSEL DUE F	9.3	13.1%	37.3	14.8%
13	CLEXANE	9.7	43.1%	34.9	37.3%
14	PHESGO	9.3	23.8%	34.7	84.3%
15	SORTIS	8.7	20.3%	32.2	23.7%
16	XIGDUO	8.8	41.5%	32.1	50.3%
17	TRESIBA	8.3	13.3%	31.7	18.7%
18	SPINRAZA	7.7	-6.9%	30.8	-10.1%
19	VENCLYXTO	7.7	13.7%	29.7	33.8%
20	NOLIPREL	7.3	12.8%	28.4	17.5%
	CVR drugs	14.7	-30.0%	97.2	-24.6%
	CV drugs	204.9	31.2%	754.3	31.9%

TOP 20 CORPORATIONS

Crt. No.	CORPORATION	Values PPP	Values PPP	Values PPP	Values PPP
		2024 - Q1 EUR, mn	2024 - Q1 +/- %	MAT(2024 - Q1) EUR, mn	MAT(2024 - Q1) +/- %
	Total	1,637.7	14.3%	6,260.0	15.0%
1	SUN PHARMA ¹	75.1	12.6%	292.7	23.1%
2	SANOFI	72.4	9.4%	290.8	9.4%
3	ASTRAZENECA	79.6	39.0%	286.1	42.2%
4	ZENTIVA ²	71.5	22.4%	267.7	16.2%
5	SERVIER ³	58.8	13.3%	228.3	14.9%
6	JOHNSON & JOHNSON	60.0	26.8%	228.0	26.7%
7	PFIZER	55.9	6.5%	221.7	6.0%
8	NOVARTIS	47.1	21.4%	178.1	16.5%
9	HOFFMANN LA ROCHE	47.3	15.6%	174.1	9.5%
10	VIATRIS ⁴	43.5	17.2%	170.1	14.3%
11	NOVO NORDISK	45.7	34.6%	168.5	45.2%
12	MERCK & CO	41.2	29.3%	147.8	18.5%
13	BAYER AG	34.3	4.9%	137.4	8.0%
14	ABBVIE	30.9	43.2%	127.2	10.0%
15	ELI LILLY	31.7	13.0%	120.8	12.1%
16	MENARINI	29.2	10.4%	116.7	13.9%
17	SANDOZ	29.2	6.2%	109.5	3.8%
18	ANTIBIOTICE	25.5	-3.6%	104.6	10.2%
19	GLAXOSMITHKLINE	26.9	11.4%	103.6	5.0%
20	KRKA D.D.	25.5	8.2%	103.2	20.3%
	All others	706.5	10.4%	2,683.4	12.7%

- SUN PHARMA1
- SANOFI
- ASTRAZENECA
- ZENTIVA2
- SERVIER3
- JOHNSON & JOHNSON
- PFIZER
- NOVARTIS
- HOFFMANN LA ROCHE
- VIATRIS4
- NOVO NORDISK
- MERCK & CO
- BAYER AG
- ABBVIE
- ELI LILLY
- MENARINI
- SANDOZ
- ANTIBIOTICE
- GLAXOSMITHKLINE
- KRKA D.D.
- All others



¹ including Terapia
² including Alvogen and Labormed
³ including Egis
⁴ including established products from Pfizer